

# **CDFIs: Building Capital to Advance Our Mission**

Kathy Rock – Low Income Investment Fund

Vanessa Moulin – Calvert Impact Capital

Christina Travers – Low Income Investment Fund

Matt Glatting – Capital Impact Partners

Shekar Narasimhan – Beekman Advisors

# Agenda

- Introductions
- CDFI Overview
- Innovative Capital Solutions
- What's Missing?
- Questions?
- Small Group Discussions

**Kathy Rock**  
**Low Income Investment Fund**

***CDFI Industry Overview***

## CDFI Sector Overview

- CDFIs leverage limited ***public sector*** resources with ***private sector*** investment to achieve the common goal of expanding economic opportunity for low income communities

# CDFI Sector Overview

**As of July 31, 2017, 1,134 CDFIs were certified by the Community Development Financial Institutions Fund (“CDFI Fund”):**

- 575 loan funds
- 316 credit unions
- 139 banks or thrifts
- 87 depository institution holding companies
- 17 were venture capital funds

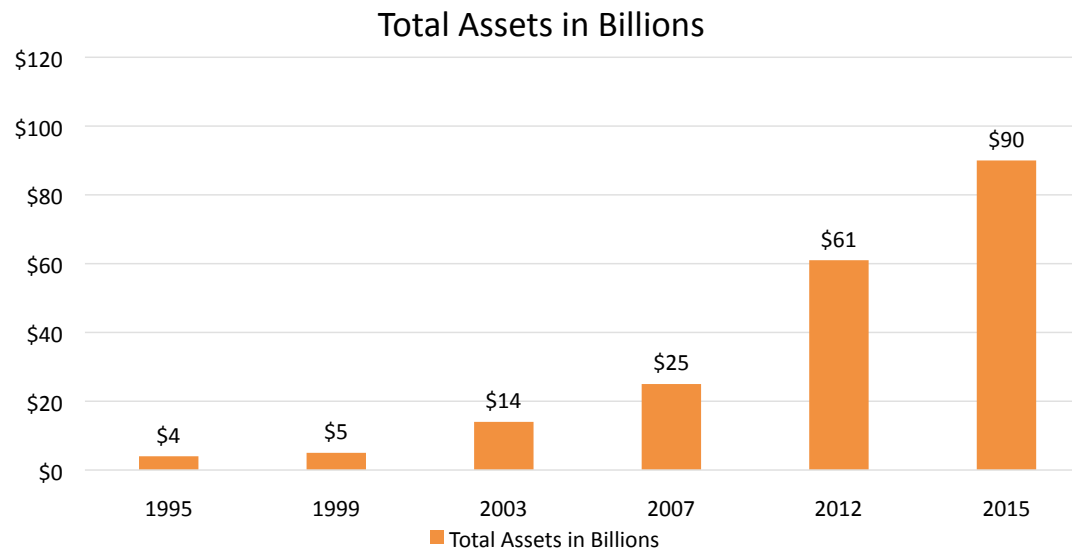
Source: <https://www.cdfifund.gov/programs-training/certification/cdfi/Pages/default.aspx>

## CDFI Sector Overview

- CDFIs invested \$3.6 Billion in 2016,
- And held total assets of \$99.4 Billion

# CDFI Sector Overview

Total assets grew by **2,000%** from 1995 to 2015



Source: <http://www.hbcucoalition.com/wp-content/uploads/2016/04/OFN-conference-presentation-1.pdf>

## CDFI Sector Overview

- CDFIs are an integral part of the financial system
- How do we access the capital we need to continue to fund our mission?



**Vanessa Moulin**  
**Calvert Impact Capital**

***Pioneering the Social Impact Note***

**WHAT WE DO**

# We want the financial markets to work for more people, more often

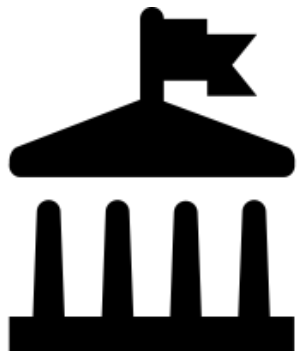
## Our purpose

Calvert Impact Capital uses capital in innovative and collaborative ways to create an equitable and sustainable world.

## Our history

- Started by Calvert mutual funds, Ford, MacArthur, and Mott foundations in late 80's to channel investment capital into communities - spun out as an independent, 501(c)3 in 1988
- Launched the Community Investment Note in 1995 to raise and deploy capital for the benefit of low-income populations and under-represented markets focus on CDFIs, housing developers, and microfinance
- Since our founding, Calvert Impact Capital has raised and managed nearly \$2 billion and currently manages over \$400 million with exposures across the US and in 90+ countries

We have spent the past 20+ years raising capital from values aligned investors...



Community  
Investment Note®

We have raised capital from more than **18,000** individuals and institutions and have repaid all of them **100% principal and interest**

# ...and lending to mission-driven organizations across the US and around the world

We have deployed more than **\$2 billion** into hundreds of organizations in diverse global communities with a cumulative loss rate of **less than 1 percent**



# **Our global portfolio is focused on addressing social and environmental challenges**

## **We invest in...**

**Increasing access to capital**

**Increasing access to  
quality, affordable basic**

**Environmental sustainability  
and renewable energy**

## **to address...**

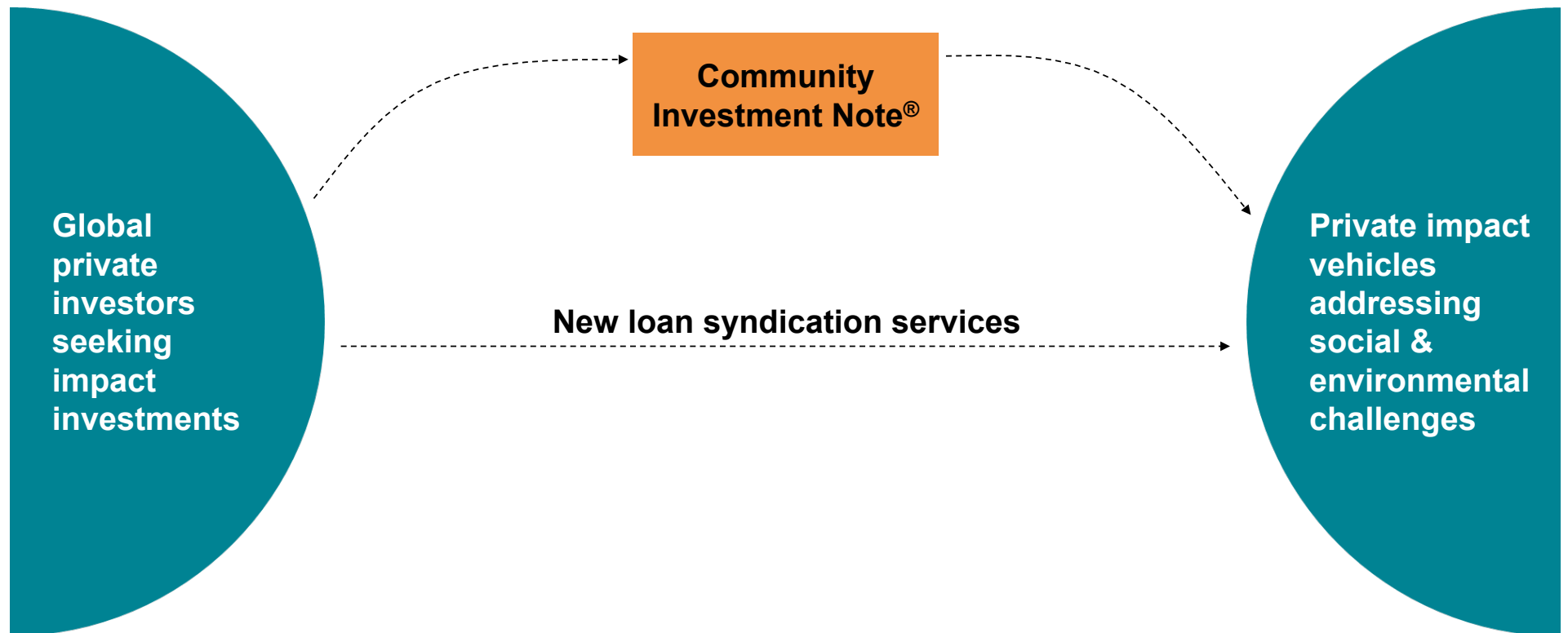
**Income and wealth disparities**

**Lack of access to affordable  
housing, education, and  
healthcare**

**The current and future effects  
of climate change**

**EXPANDING OUR WORK**

# We are expanding the ways in which we connect investors with private impact markets





# Allowing direct access to deals that we are originating and structuring



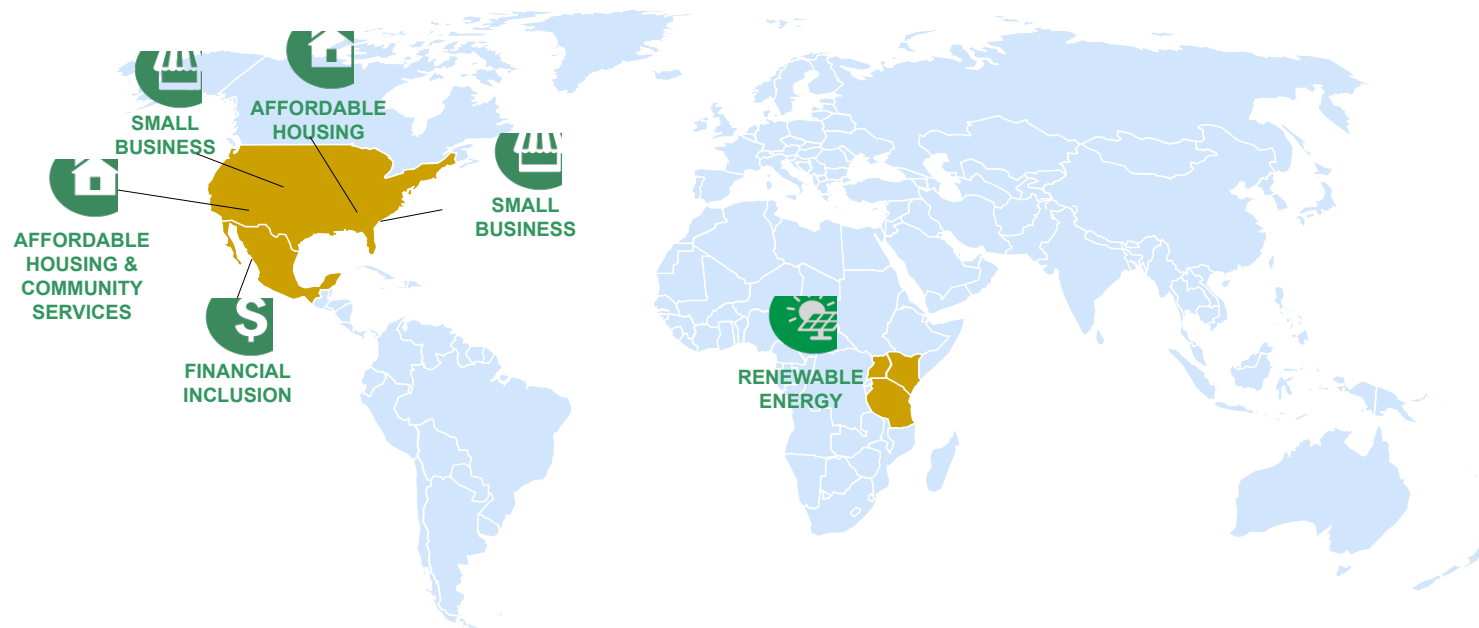
# We are syndicating loans with various terms depending on the sector and asset type

Term	Ranges
Product types	<ul style="list-style-type: none"><li>Typically senior position in a structured fund; senior unsecured balance sheet loans; project lending</li></ul>
Interest rates	<ul style="list-style-type: none"><li>Based on risk profile and tenor</li><li>Typically structured as fixed rates with potential resets or variability as needed</li></ul>
Tenor	<ul style="list-style-type: none"><li>Typically 3-7 years depending on asset type</li></ul>
Liquidity / repayment	<ul style="list-style-type: none"><li>Typically quarterly interest payments with principal returned at maturity; some include amortization</li></ul>

- All deals are private loans
- Minimum buy-in for investors is typically \$1 million
- Calvert Impact Capital is participating in every deal

**We have closed ten transactions to date  
representing over \$160 million in deal volume**

**We currently have six deals open**



**Christina Travers**  
**Low Income Investment Fund**

***Accessing the Capital Markets***

# Low Income Investment Fund



**LIIF is a leading national CDFI that creates pathways of opportunity for low income people and communities.**

**Our mission is to be a steward of capital for healthy communities and families. We do this by bridging the gap between capital markets and low income places.**

# LIIF Impact

## ECONOMIC & COMMUNITY IMPACT

**\$2.3 billion**  
invested

**2.1 million**  
people served

**\$60 billion**  
in family & social benefits

## STRONG FINANCIAL TRACK RECORD

**\$1 billion**  
in managed & available capital

**\$250 million**  
deployed annually

**< 0.5%**  
cumulative losses since inception

*Accessing the Capital Markets Via  
an S&P Rating*

# S&P Rating Overview

## **Benefits of an S&P Issuer Rating:**

- Attract impact investors who don't know CDFIs, but know the value of an investment grade rating.
- Accelerate the underwriting process for new investors.
- Access the capital markets to raise capital with terms (rate structure and term) better aligned to lending activity.



# S&P Rating Process



# Issuer Rating – Methodology

## **QUANTITATIVE: Financial Strength & Portfolio Composition**

- Equity & Capital Adequacy
- Earnings Quality & Financial Strength
- Asset Quality
- Debt Profile

## **QUALITATIVE: Strategy & Management**

S&P assesses the operating performance of CDFIs, focusing on management, organization, philosophy, strategies, and administrative procedures.

# The S&P Capital Adequacy Ratio

**This calculation is a key factor in rating determination**

## **NET EQUITY/ TOTAL ASSETS**

Unrestricted Net Assets

PLUS: Temporarily Restricted Net Assets for Lending

PLUS: Loan Loss Allowance

PLUS: Average Undrawn, Unrestricted Revolving Credit Facilities

LESS: Portfolio Discount (loan losses based on portfolio stress testing)

**EQUALS: Adjusted Unrestricted Equity**

# Rating Considerations

## BENEFITS

- Provides a standard benchmark to new investors and sectors that may be unfamiliar with CDFIs
- Allows opportunities for the diversification of capital
- Access to capital markets will provide flexible, long-term capital, to meet the demand for longer term loans
- Elimination of interest rate risk on variable rate debt

## RISKS

- Industry as a whole experiencing a decline in net asset ratios, downgrades are imminent
- Lower rating has cost implications & potential future downgrades may impact access to capital
- Maintaining a rating might influence or change business practices that potentially stray from mission

***Advancing the Mission While  
Minimizing Balance Sheet Impact***

## Why Off-Balance Sheet?

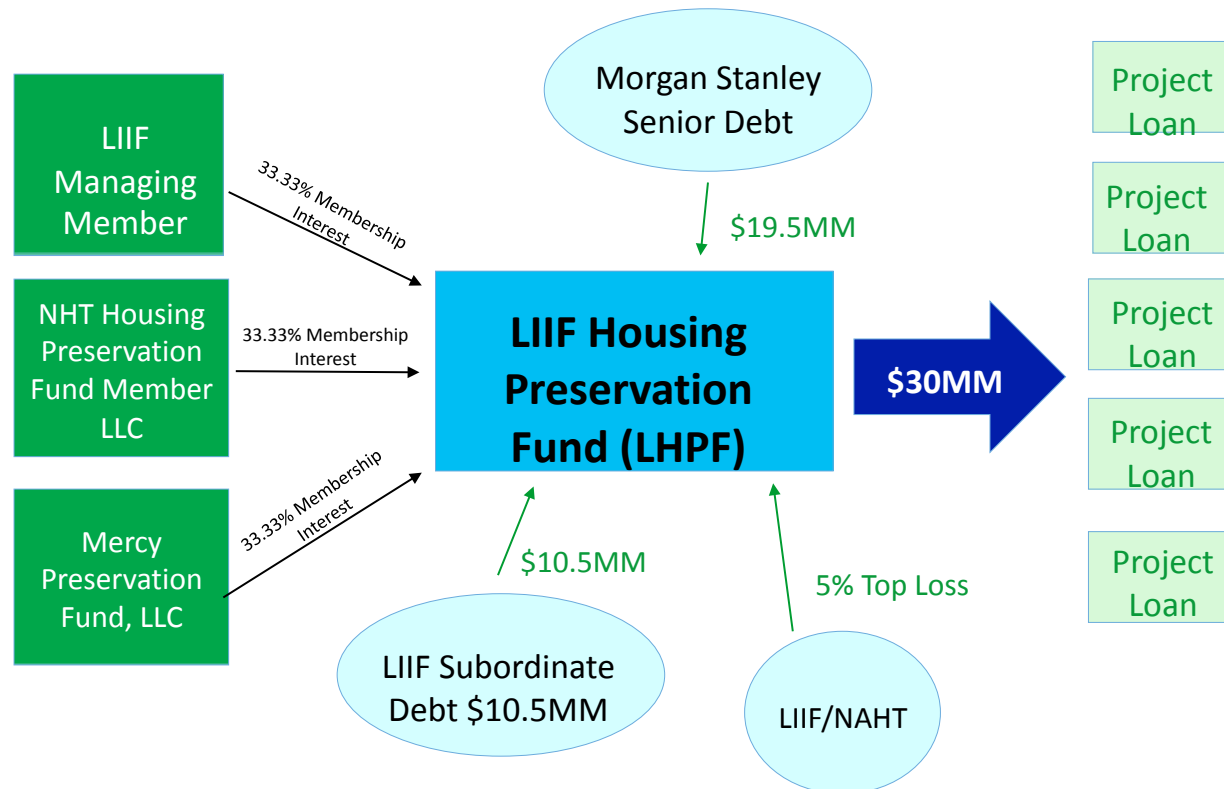
- Maximize impact without fully leveraging balance sheet
- Provide investment vehicle for investors that have reached limits on unsecured lending
- Targeted strategy for raising funds for a specific initiative
- Branding opportunity

# LIIF Off-Balance Sheet Example

## ***Fund to Preserve Affordable Communities (FPAC)***

- Partnership between LIIF, National Affordable Housing Trust (NAHT), and Morgan Stanley.
- The preservation fund fills a critical funding gap for affordable housing – acquisition financing to acquire and preserve the affordability of housing units that are at risk of turning over to market-rate.
- The fund is reserved for high-capacity nonprofit developers that can assure long-term affordability and stabilize communities around the country.
- \$30 million has been raised to date.

# FPAC Structure





**Matt Glatting**  
**Capital Impact Partners**

***Building on the Strategies***

# Disclaimer

All information in this presentation is dated as of September 13, 2018. This presentation is intended for use by registered broker-dealers only and should not be forwarded to clients. This is not an offer to sell or a solicitation of an offer to buy any securities. Such an offer is made only by means of a current Prospectus (including any applicable Pricing Supplement) for each of the respective Capital Impact Investment Notes (the “notes”). Such offers may be directed only to investors in jurisdictions in which the notes are eligible for sale. Investors in such states should obtain a current Prospectus by visiting [www.capitalimpact.org/prospectus](http://www.capitalimpact.org/prospectus). Investors are urged to review the current Prospectus before making any investment decision. No state or federal securities regulators have passed on or endorsed the merits of the offering of notes. Any representation to the contrary is unlawful. The notes will not be insured or guaranteed by the FDIC, SIPC or other governmental agency.

# CAPITAL IMPACT PARTNERS

- Mission-driven Community Development Financial Institution (CDFI)
- 30+ year track record of successful investments in underserved communities
  - Average delinquency rate of 0.77% over past 5 years
- \$2.5 billion+ loans disbursed to projects increasing access to critical social services
- AA- S&P Issuer Credit Rating and Issue Long-Term Credit Rating as of April 9, 2018\*
- CDFI with national presence -- offices in Arlington, VA; Detroit, MI; & Oakland, CA
- Member of Federal Home Loan Bank Atlanta
- Strategic Pillars: Address systemic poverty; create equity; build healthy communities; promote inclusive growth

*\* S&P will update its credit rating at the time of sale of each series of Notes offered for sale.*

# HOW WE CREATE IMPACT

## What We Do

### **Mission Driven Lending**

- Aggregate & Direct Capital

### **Policy to Practice**

- Fund & Program Incubation
- Partnerships & Convenings
- Cutting Edge Research

### **Impact Investing**

- Investment Notes
- Innovative Investment Portfolio

### **Public Policy**

- Advocate for Federal, State, & Local Programs

## Where We Focus



Health Care



Education



Affordable Housing



Healthy Food

Cooperative Development



Dignified Aging



Placed-Based Revitalization

## How Communities Benefit



### **Address Systemic Poverty**

Effect system change at scale people have paths out of poverty



### **Create Equity**

Support equitable access to services & opportunity regardless of race, ethnicity, gender, income or geography



### **Healthy Communities**

Foster connections and social supports that strengthen links between health, education, housing and opportunity.



### **Inclusive Growth**

Build diverse, mixed-income communities that promote economic mobility & empower individuals to break the barriers to success.

# ***Evolving Capital Strategy***

# Capital Impact Capitalization

**Pre 2015**

1-3 Year

CRA Bank  
Lines of  
Credit

3-8 Year

N/A

8-12 Year

Foundation  
PRIs

12+ Year

N/A

**Present**

1-3 Year

Capital Impact  
Investment Notes

Federal Home  
Loan Bank Atlanta

CRA Bank Lines of  
Credit

3-8 Year

Capital Impact  
Investment Notes

Federal Home  
Loan Bank Atlanta

Equity Fund (CIIF)

8-12 Year

Capital Impact  
Investment Notes

Federal Home  
Loan Bank Atlanta

Foundation PRIs

12+ Year

Federal Home  
Loan Bank Atlanta

CDFI Bond  
Guarantee  
Program

# Federal Home Loan Bank Atlanta Membership

- 11 districts => CDFI membership and advance requirements differ by district
- Meet 4 financial conditions for membership (e.g. 20% net asset ratio; positive 3-year average net income) => CDFI risk rating based on these ratios
- Purchase membership stock (Q2 2018 dividend at 6.19%)
  - B1 stock: 0.09% of CIP's total assets at 12/31
  - B2 stock: 4.25% of CIP's advances outstanding
- Collateral requirements
  - FHLB-A permits municipal securities, mortgages, commercial loans, etc.
  - CIP strategy: Government and Agency MBS with advance rate of 95% (89%-92% at 103-104 risk rating)
- Credit availability generally 10-15% of total assets
- Flexible capital at favorable borrowing rates and without end use restrictions
- Access to Affordable Housing and Community Investment Programs (10% of FHLB Atlanta earnings)

# Federal Home Loan Bank Atlanta

## September 10, 2018 Rate Indications

### Rate Indications



#### FHLBank Atlanta Rate Indications as of September 10, 2018

FRC (<\$1mm)	Rate	FRC (\$1mm+)
1 Mo	2.13	Call the Funding Desk for indications. 800.536.9650 x8011
3 Mo	2.27	
6 Mo	2.43	
12 Mo	2.72	Act/360; Two Day Settle, Monthly or Quarterly Payments; Symmetrical Prepay (fully or partially).
18 Mo	2.80	
2 Yr	2.86	
3 Yr	2.97	
5 Yr	3.07	
7 Yr	3.27	
10 Yr	3.46	

Act/360; Same Day Settle Available, Monthly Payments;  
Non-symmetrical Prepay.

Convertible Berm Call-Quarterly Start	Term		
	5yr	7yr	10yr
2yr	2.58	2.44	2.29
3yr	2.75	2.60	2.49
5yr	N/A	2.94	2.84

Convertible Euro Call-One Time	Term		
	5yr	7yr	10yr
2yr	2.63	2.54	2.50
3yr	2.76	2.65	2.58
5yr	N/A	2.94	2.88

### Quarterly Dividend

2nd Qtr 2018	6.19%	3mL+ 3.85%
1st Qtr 2018	5.78%	3mL+ 3.85%

DRC	2.16
Daycount - Act/360, Resets Daily, Monthly Interest	

PRC(<\$1mm)	Rate	WAL
3yr FIX/ 10yr AM	2.95	2.55
5yr FIX/ 15yr AM	3.05	4.18
7yr FIX/ 15yr AM	3.21	5.41
10yr FIX/ 15yr AM	3.35	6.69

Act/360; Same Day Settle Available, Monthly Payments,  
Non-symmetrical Prepay.

Floating to Fixed	
3-Year Total Term	
1.5yr Float 3mL flat	1.5yr Fixed @ 3.23%
4-Year Total Term	
2yr Float 3mL flat	2yr Fixed @ 3.3%
5-Year Total Term	
2yr Float 3mL flat	3yr Fixed @ 3.34%

Forward Starting FRC Hybrid	Term		
	1yr	3yr	5yr
6mo	3.00	3.08	3.19
1yr	3.10	3.13	3.27
2yr	3.17	3.15	3.35



# Capital Impact Investment Notes

## Strategic Goals

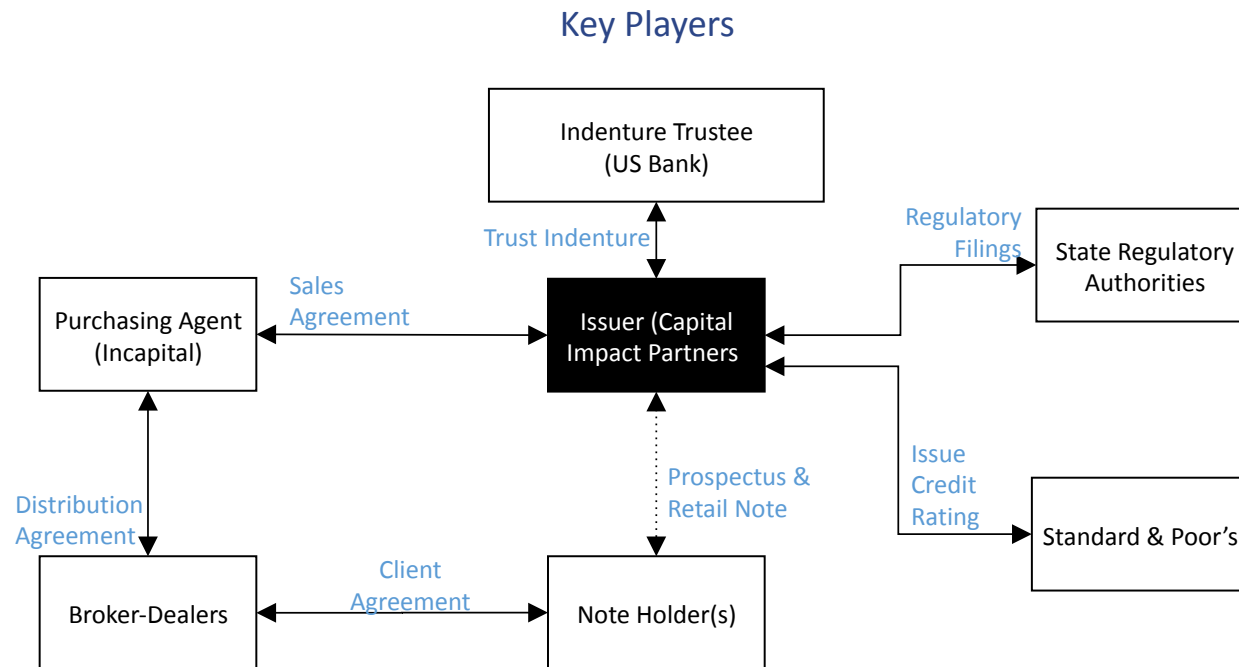
- Investor diversification and broad electronic distribution
  - S&P rating & CUSIPs allow for trading via brokerage accounts
  - Incapital relationship with 800+ broker-dealers
  - Diversify our investor base, engage retail and impact investors in our work
- Scalable facility
  - Ability to issue additional prospectuses to keep up with a growing balance sheet
- Flexibility of capital
  - No end use restrictions (sector or geographic; operations)
  - No financial covenants
  - Ability to select term of Notes (1-10 years) at each monthly offering to meet potential asset-liability gaps and loan funding needs

# 2018 Capital Impact Investment Notes Summary Terms

Total Aggregate Offering	\$125 million (~\$81 million issued under 2017 prospectus)
Financial Return	Fixed interest rates set at the time of issuance; Terms of 1-10 years
Social Return	Delivers social impact to underserved communities across multiple sectors nationwide
Minimum Investment	\$1,000
S&P Credit Rating	S&P assigned a long-term issue credit rating of AA- to the Notes issued on April 9, 2018
Use of Proceeds	General corporate purposes, including to fund initiatives in low-income communities across the US
Ranking	Senior unsecured debt obligations
Redemption	Notes will not be redeemable at Capital Impact's option, or except for Survivor's Option, be repayable at the option of the holder prior to its stated maturity date
Distribution	Notes are offered to or through Incapital LLC as Lead Agent for resale

\* S&P will update its credit rating at the time of sale of each series of Notes offered for sale.

# 2018 Capital Impact Investment Notes



# Community Investment Impact Fund

## Strategic Goals

- Raise strategic equity that can be leveraged to grow balance sheet
  - Need to maintain 20% Total Net Asset to Total Asset covenant

=> \$20 million in new equity enables \$80 million in new debt issuance
- Increase bottom line earnings as a result of:
  - New lending capacity from increased balance sheet leverage, and
  - Management fees higher than what CIP would have earned on servicing fees had loans been participated to CDFI partners or other bank investors
- Broaden and diversify our investor base
- Scalable facility
  - Ability to scale existing facility to keep up with a growing balance sheet

# Community Investment Impact Fund

## Summary Terms

Fund	Closed-end SPV
Managing Member (“MM”)	Capital Impact Partners
Non-Managing Member (“NMM”)	Annaly Capital Management or a wholly owned subsidiary thereof
Capital Commitments	Equal to at least \$25MM. 80% by NMM and 20% by MM
Capital Invested	First 5 years: At least 90%; MM will reinvest within 90 days if balance falls below 90%; uninvested portion earns money market return
Distribution Waterfall	1. Preferred return to NMM 2. 99% of balance to MM; 1% of balance to NMM
Management Fees	1% paid to MM
Asset Selection	List of criteria includes seasoning, LTV, and delinquency history requirements
Performance Metrics	List of criteria includes no non-accrual loans, 30+ delinquencies will not exceed 5%

**Shekar Narasimhan**  
**Beekman Advisors**

***What is missing and how do we get  
it?***

## *Questions to Consider*

*How can these structures be adapted to benefit smaller CDFIs?*

*What about equity?*

# Thank you!

Matt Glatting, Treasurer, Capital Impact Partners - [mglatting@capitalimpact.org](mailto:mglatting@capitalimpact.org)

Vanessa Moulin, Director - Risk Management, Calvert Impact Capital - [vmoulin@calvertimpactcapital.org](mailto:vmoulin@calvertimpactcapital.org)

Shekar Narasimhan, Managing Partner, Beekman Advisors - [shekar@beekmanadvisors.com](mailto:shekar@beekmanadvisors.com)

Kathy Rock, EVP/CFO/CAO, Low Income Investment Fund – [krock@liifund.org](mailto:krock@liifund.org)

Christina Travers, VP Finance – Capital Strategies, Low Income Investment Fund – [ctravers@liifund.org](mailto:ctravers@liifund.org)